

# Monitor And Benchmark Your PC

We've written previously about how to figure out [what type of memory your computer has installed](#) using the great System Information for Windows utility. Today we'll show you a utility that goes a step beyond that with even more features.

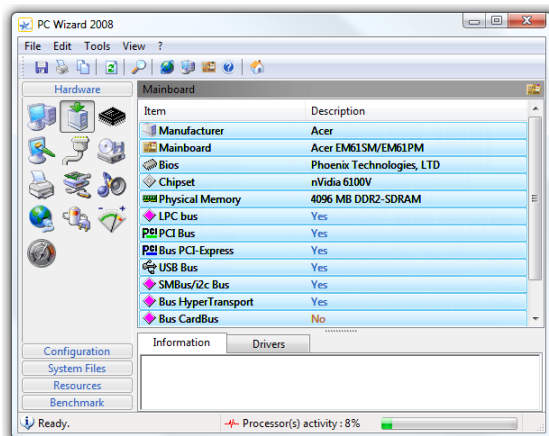
PC Wizard 2008 is a freeware utility that not only gives you analysis of your hardware and software, but what puts this one over the top is the ability to also run some simple benchmarks of your computer, including CPU, RAM, Hard Drive and more.



## Using PC Wizard 2008

First let's take a look at some of the features available in PC Wizard 2008. When you open the application (it will take a moment to analyze the system) you are presented with a nice easy to navigate interface, with the hardware section displayed by default.

The various icons on the left hand side give you quick access to all the different sections available for analyzing.



The great thing is PC Wizard is a suite of individual utilities all captured in one application, you can keep tabs on essentially every aspect of the PC configuration.

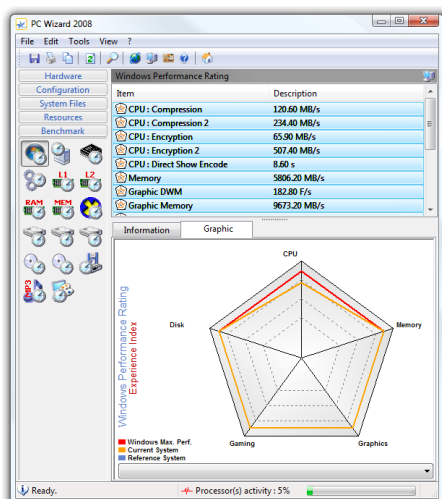
Item	Description
<b>Hardware Monitoring</b>	
Voltage CPU	1.20 V
+3.3V Voltage	1.78 V
+5V Voltage	5.61 V
+12V Voltage	12.07 V
VTT	2.48 V
VBAT	3.07 V
Processor Fan	1721 rpm
Chassis Fan	1691 rpm
Processor Temperature	23 °C
Mainboard Temperature	39 °C
Power/Aux Temperature	25 °C
ACPI Thermal Zone	23 °C
<b>Processor</b>	
Thermal Diode	
AMD Athlon 64 X2 (Core 1)	26 °C
AMD Athlon 64 X2 (Core 2)	32 °C
<b>NVIDIA GeForce 8600 GTS</b>	
nVidia Driver	

As with [System Information for Windows](#), there is a great network monitoring tool which will find most devices with an active [IP address](#) on the network.

Item	Description
✓ Network	Yes
✗ RAS Connection	No
✗ Passport.Net	No

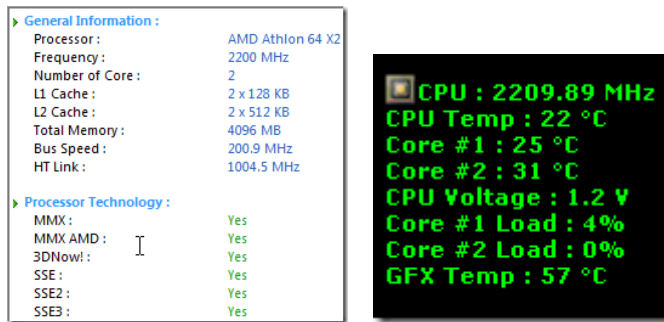
Not only does it offer hardware, software, and network configuration data, but also includes a very nice Benchmarking tool under the Benchmark section of the left menu.

With this you can benchmark the CPU, RAM, Windows, Global, L1 and L2 Cache, Video, removable media, even MP3 Compression among others!

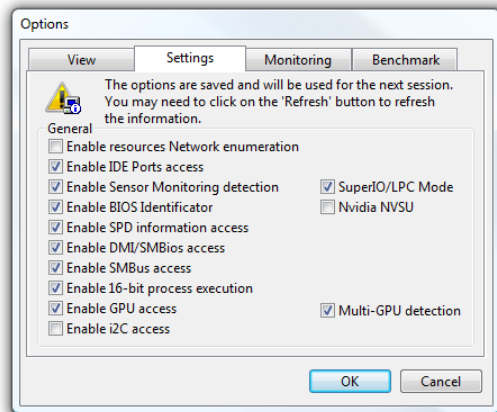


As shown above PC Wizard shows an easy to understand graphical representation of results, and you can also get text info by selecting the Information tab.

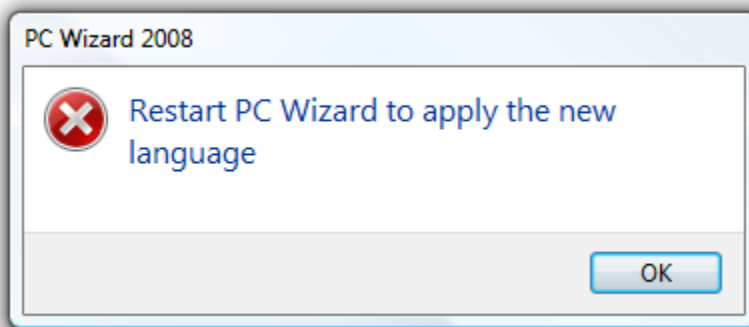
If you keep PC Wizard running, when minimized there is an small onscreen display that will show CPU data. It is basically a gadget, and you can move it wherever you want, without needing to keep the [Vista Sidebar](#) running.



There are plenty of settings you can change based upon what behavior you want PC Wizard to take during scans, monitoring, and benchmarks.



After making any changes to the configuration a restart is required which is only a slight inconvenience if you change setting regularly for testing.



Considering everything CPUID has included in PC Wizard one might expect to pay a moderate fee, but this utility is completely free. (but donations are welcome)



Whether you are curious to see how your PC performs, trying to build the ultimate gaming rig, or you are an overclocker, PC Wizard is a great free utility to have.

[Download PC Wizard For Vista And XP](#)